



Standard Tap Drill Chart

Tap size & Pitch	Drill Size	Decimal
4-40	#43	.0890
4-48	#42	.0935
6-32	7/64	.1094
8-32	#29	.1360
10-32	5/32	.1562
10-24	5/32	.1562
1/4-20	#7	.2010
1/4-28	#3	.2130
5/16-18	F	.2570
5/16-24	I	.2720
3/8-16	5/16	.3125
3/8-24	Q	.3320
7/16-14	U	.3680
7/16-20	25/64	.3906
1/2-13	27/64	.4219
1/2-20	29/64	.4531
9/16-12	31/64	.4844
9/16-18	33/64	.5156
5/8-11	17/32	.5312
5/8-18	37/64	.5781
3/4-10	21/32	.6562
3/4-16	11/16	.6875
7/8-9	49/64	.7656
7/8-14	13/16	.8125
1-8	7/8	.8750
1-12	59/64	.9219
1-1 / 8-7	63/64	.9844
1-1 / 8-12	1-3/64	1.0469

Metric Tap Drill Chart

Tap size & Pitch	MM Drill	Decimal inch
M1.6x.35	1.25	.0492
M1.8x.35	1.45	.0571
M2x.40	1.60	.0630
M2.2x.45	1.75	.0689
M2.5x.45	2.05	.0807
M3x.50	2.50	.0984
M3.5x.60	2.90	.1142
M4x.70	3.30	.1299
M4.5x.75	3.70	.1457
M5x.80	4.20	.1654
M6x1.00	5.00	.1969
M7x1.00	6.00	.2362
M8x1.25	6.70	.2638
M8x1.00	7.00	.2756
M10x1.50	8.50	.3346
M10x1.25	8.70	.3425
M12x1.75	10.20	.4016
M12.x1.25	10.80	.4252
M14x2.00	12.00	.4724
M16x2.00	14.00	.5512
M16x1.50	14.50	.5709
M18x2.50	15.50	.6102
M18x1.50	16.50	.6496
M20x2.50	17.50	.6890
M20x1.50	18.50	.7283




Large Equipment Product Line Card

GORATU

Geminis Lathes

GT Series | GHT Series

- 40" (1,000 mm) to 120" (3,048 mm) Swing
- 40" (1,000 mm) to 945" (24,000 mm) Distance between centers



Geminis Multiprocess Lathes

GHTM Series


- Turning and Milling



Lagun Milling Machines

GBR Series

- X - Axis: 79" - 197" (2,000 mm - 5,000 mm)
- Y - Axis: 47" (1,200 mm)
- Z - Axis: 59" - 79" (1,500 mm - 2,000 mm)



Lagun Moving Column

GCM | GTM | GMM | GML Series

- X - Axis: 79" - 787" (2,000 mm - 20,000 mm)
- Y - Axis: 47" - 787" (1,200 mm - 20,000 mm)
- Z - Axis: 59" - 787" (1,500 mm - 20,000 mm)




ZAYER

Bed Type

XIOS | XIOS G

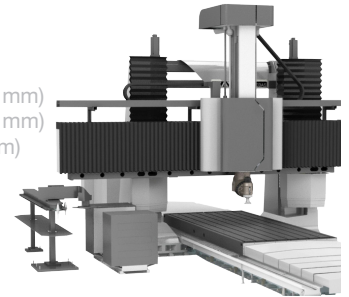
- X - Axis: 59" - 197" (1,500 mm - 5,000 mm)
- Y - Axis: 47" - 59" (1,200 mm - 1,500 mm)
- Z - Axis: 47" - 79" (1,200 mm - 2,000 mm)



Bridge Type

TEBAS | TEBAS W


- X - Axis: 157" - 236" (4,000 mm - 6,000 mm)
- Y - Axis: 148" - 167" (3,750 mm - 4,250 mm)
- Z - Axis: 49" - 59" (1,240 mm - 1,500 mm)



Gantry Type

MEMPHIS | NEOS | THERA

- X - Axis: 118" - 787" (3,000 mm - 20,000 mm)
- Y - Axis: 79" - 226" (2,000 mm - 5,750 mm)
- Z - Axis: 49" - 59" (1,240 mm - 1,500 mm)



Moving Column

KAIROS | KAIROS M | KAIROS P

- X - Axis: 118" - 591" (3,000 mm - 15,000 mm)
- Y - Axis: 47" - 59" (1,200 mm - 1,500 mm)
- Z - Axis: up to 118" (3,000 mm)

