

SAMPLE RESUME TEMPLATE

We have given you an outline of a sample resume as a GUIDE ONLY. It is intended to be read in conjunction with the Careers Centre handout on ‘Resume Writing’ which can be downloaded from the Careers Centre web site.

In order to **MAKE YOUR APPLICATION COMPETITIVE AND UNIQUE**, you should take into account your own experience and background and compile your resume in a way that you feel best reflects those. This may mean that the length of your resume varies.

YOU MAY FIND THAT YOU NEED TO:

- change the order of the headings
- change the wording of the headings
- leave some sections out that are not relevant to you or
- add new sections (such as “Major Projects” or “Awards and Achievements” or “Leadership”) to capture certain experiences you have had.

Also, bear in mind that employers will sometimes state what they want in a resume for a specific job application. They might specify length of resume, content required, number and type of referees required etc. In this instance, you should **ALWAYS MEET THE EMPLOYER’S REQUIREMENTS for the specific job application.**

Disclaimer:


While every effort will be made to ensure that the information provided is accurate and up to date, the Careers Centre makes no warranty, representation or undertaking whether expressed or implied, nor does it assume any legal liability, whether direct or indirect, or responsibility for the accuracy, completeness, or usefulness of any information.

First Name SURNAME

Address
Home number, Mobile number
Email

Do not include a photo or details such as date of birth, health and marital status


Career Objective



*Describe the type and level of position you are seeking and the industry or area in which you would like to be employed.
As a guide, this section would be about 3 lines.*

Education

Tertiary




You may wish to include:

- ❖ Exact name of the degree in full (no abbreviations)
- ❖ University where you are studying
- ❖ Details of previous studies (if applicable)
- ❖ Completion date
- ❖ Major(s), Averaged results
- ❖ Major projects or thesis topic(s)
- ❖ Academic awards and achievements that may not appear on your academic transcript.

Other things which you may wish to include:

- ❖ Specific skills or experience gained in relevant subjects (eg. survey design and analysis or statistical skills developed in a psychology degree)
- ❖ Elective options that may not appear on your academic transcript.


Secondary



Include the level attained (eg. Higher School Certificate), school you attended in your final year and your UAI (or equivalent) result.

This section may not be relevant for International, Postgraduate or Mature-Age Students.

Other Education and Training



Include relevant TAFE qualifications, certificates and community college courses.

Skills Summary

Tips for this section:

- ✦ List 4-5 key skills that are relevant to the specific vacancy or graduate program (use bullet points)
- ✦ Include professional and technical skills (eg. financial analysis or statistical skills) as well as generic skills (eg. communication skills or teamwork skills)
- ✦ Use the skill as a heading and write 3-4 lines backing up the claim with evidence (see the handout on Resume Writing for an example of this).

Practicums and Industrial Experience

Only relevant for those who have had practicums, placements or industrial experience as part of their degree.

List each practicum separately and include:

- ✦ Place of practicum
- ✦ Dates and length of time, e.g. May-June 2007 (4 weeks)
- ✦ Relevant duties/tasks/details, eg. wards where you worked, classes you taught, other school activities you were involved in, major projects you worked on, etc.

Employment History

List positions in reverse chronological order and include:

- ✦ Position Title (Basis of employment ie. part-time, casual, volunteer)
- ✦ Organisation and Location
- ✦ Dates, eg. Jan 2007 – Mar 2008
- ✦ Responsibilities

Tips for this section:


- ✦ Write the responsibilities as achievements attained
- ✦ Use bullet points

If you have had quite a lot of relevant work experience as well as other work experience which is not relevant, you may wish to split this section into:

- Relevant Employment History
- Other Employment History


- ✦ Non degree-related positions are worth including as they may demonstrate some of the skills employers are seeking
- ✦ A listing of similar types of part-time and casual jobs can be summarised (eg. worked as a waiter in a number of restaurants).

Conferences / Papers Presented / Published Articles




Only relevant for applicants with postgraduate and research-based qualifications and/or extensive industry experience.

Memberships



Include membership of professional or industry bodies. Use the *full* and *correct* name of the organisation, the year of your membership and your level of membership eg student, affiliate, professional etc.
Do not include membership of hobby or interest groups.

Extracurricular Activities

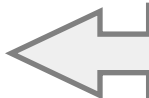


List any interests, activities or organisations you have been involved with. These may include student clubs and societies, community or sporting activities, voluntary roles or travel you have undertaken.

If you are an active member of any organisation, you can choose to include more detail if you think it is relevant

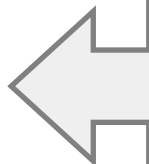
If you have not been involved in any extracurricular activities, you may prefer to title this section “Interests and Hobbies” as employers are interested in finding out about you.

Residency or Visa Status



Students born and/or educated overseas may need to clarify residency or visa status for employers.

Referees



List 2 to 3 referees who can comment on your work-based skills.

Employers prefer academic or work referees but for positions of trust such as teaching, you can use a personal referee.

Always seek a referee’s permission before you list them in your resume.

Include:

- ✦ their name (including their relationship to you)
- ✦ current job title
- ✦ current organisation
- ✦ contact details (phone number and email).

Clarify the relationship eg ‘Thesis supervisor’, ‘Current supervisor’, ‘Previous supervisor at XXXX’ or ‘Family friend for 15 years’.